



# Video Submission Guide

## Join Us in 2021

### Your Guide To Submitting A Virtual Audition

Submitting a video audition may seem a little daunting, but the following information will help you submit your audition with confidence.

Remember, you will be considered based on the quality of your performance skills, not the quality of the recording.

Submissions need to be sent to:  
[symphonyadmin@bryo.org.au](mailto:symphonyadmin@bryo.org.au) by 6pm on Sunday October 18th, 2020.

**Submission Process**

**Filming Tips**

**Checklist for a successful  
Audition**

# Remember, you will be considered based on the quality of your performance skills, not the quality of the recording.

## To apply for an audition:

Please register and pay the \$20 audition application fee through the website.

Retain your TryBooking Ticket receipt as you will need to attach this to your audition email. (The receipt is emailed to you immediately after payment through the TryBooking system).

## What you will need to prepare:

Download and practice your audition excerpts for your desired ensemble and instrument.

(Audition excerpts and information about the appropriate level of playing for each ensemble can be found on the website "join us" page.).

For your audition you will need to prepare:

- The excerpts for your instrument/ensemble
- A scale of your choice that demonstrates your level
- A piece of prepared music of your choice

## Creating your Audition Video:

- You can film using your phone, tablet, computer or camera.
- Film in LANDSCAPE not portrait.
- Find a clear wall/background and position yourself so that we can see your playing posture.
- Ensure that there is a healthy amount of light on you.
- Record in a quiet, dry acoustic place (eg: living room). Do not record in the bathroom.
- To keep the file size small enough, record in 2 parts:

**Part 1:** Scale and own choice excerpt (**in one take**) – label this file as

Part1\_FIRSTINITIAL\_LASTNAME\_INSTRUMENT\_ENSEMBLE (eg:

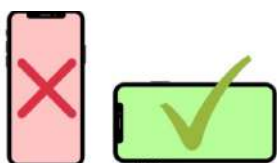
Part1\_J\_Bloggs\_Flute\_Symphony).

**Part 2:** BRYO audition excerpts (**in one take**) – label this file as

Part2\_FIRSTINITIAL\_LASTNAME\_INSTRUMENT\_ENSEMBLE (eg:

Part2\_J\_Bloggs\_Violin\_Scherzo).

*\*Please consider the following angles when filming with a phone/tablet and remember we need to see your technique ( Eg: Strings: We need to see bowing AND fingering technique. )*



# To Be Considered, Audition Submissions Must Be Received On Or Before 6pm October 18th, 2020.

## **Sending in your Audition:**

**All auditions are submitted by email to: [symphonyadmin@bryo.org.au](mailto:symphonyadmin@bryo.org.au)**

All submissions received on or before 6pm Sunday October 18th, 2021 will be considered.

## **Your submission email MUST contain the following information:**

*Player Details :-*

*Name:*

*Date of Birth:*

*Instrument:*

*Name of School/University you attend:*

*School Year Level in 2020:*

*Instrument Teacher:*

*Approx AMEB Standard & Last Exam Completed:*

*Previous BRYO Member: Yes/No. Previous BRYO Position:*

*Ensemble You are Applying For: (eg. Symphony and BRYJE)*

*Name of the Piece of Music You have Chosen For Audition Panel To Hear:*

## **You will also need to attach:**

*Your YouTube links to the 2 x video files of:*

*- Your excerpts/ scale*

*and*

*- Your piece of choice.*

Additionally, we understand that creating a video file will be easy for some and daunting for others. If you are having trouble please reach out and contact us as our friendly team may be able to help you.

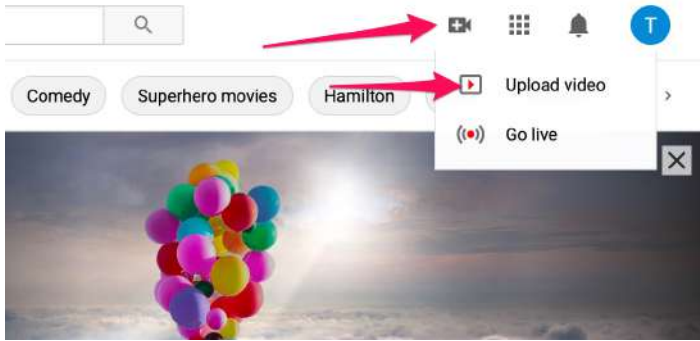
[symphonyadmin@bryo.org.au](mailto:symphonyadmin@bryo.org.au)

\*The following page has some tips for first time users to YouTube.

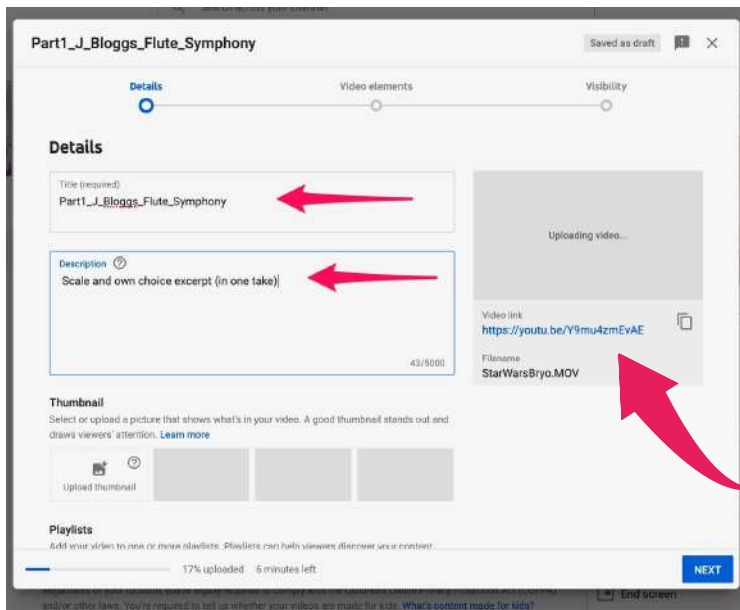
## Creating a YouTube clip:

As all audition submissions are to be virtual, the preferred option for video submission is a YouTube clip. This means you will have to sign up for a YouTube account, (if you don't already have one). Visit [www.youtube.com](http://www.youtube.com) and on the top right click on the button that says; [Sign In] and then follow the prompts to create an account.

Once you've signed up for a YouTube Account you need to upload your file to your "channel" on YouTube. To do this, click on the little video icon on the top right hand side to "create" a video and select "upload" from the drop down menu.

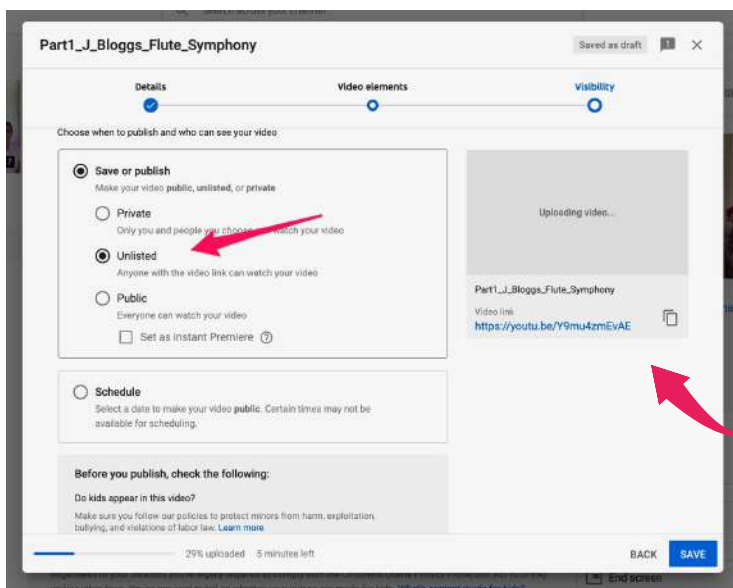


Follow the prompts to select your video file from your computer to upload and YouTube will begin uploading. Once uploading, the following screen will appear:



Fill in the "title" box with your file name as outlined in the submissions guide. (Part1\_FIRSTINITIAL\_LASTNAME\_INSTRUMENT\_ENSEMBLE (eg: Part1\_J\_Bloggs\_Flute\_Symphony)).

Next, fill in the "Description" box with your piece information as outlined in the submission guide: Eg: Part 1: Scale and own choice excerpt  
Make a note of your video link url address as this is the link you will need to quote in your email.



In the next window select how you will publish your video. We recommend clicking the "unlisted" option so that the audition panel can see the video, but your audition won't be seen by the whole internet. (If you check private the audition panel will not be able to view your video).

Make a note of the "video link" if you haven't already.

Repeat for your next video labelling the videos accordingly, and recording your unique link.

# Checklist Before Submitting:



I have booked and paid for my audition through the BRYO website & I have my receipt from TRYBooking



My audition video is filmed in two parts  
- a scale and excerpts (filmed in one take, no editing)  
- A piece of my choosing (filmed in one take, no editing)



My audition video is filmed in landscape, with a clear picture where my technique is displayed clearly.



My audition videos (x2) are both labelled correctly:  
Part1\_FIRSTINITIAL\_LASTNAME\_INSTRUMENT\_ENSEMBLE (eg:  
Part1\_J\_Bloggs\_Flute\_Symphony).



I have uploaded my videos to YouTube as "Unlisted" and have sharable links.



I have included in my email submission my personal details, and musical playing information (exactly as outlined in the submission guide page 3)



I have included in my email submission my TryBooking receipt



I have included in my email submission my 2 x Video Sharable links from YouTube and have checked that both links work.



I have sent my email submission to [symphonyadmin@bryo.org.au](mailto:symphonyadmin@bryo.org.au) on or before 6pm Sunday 18th October.